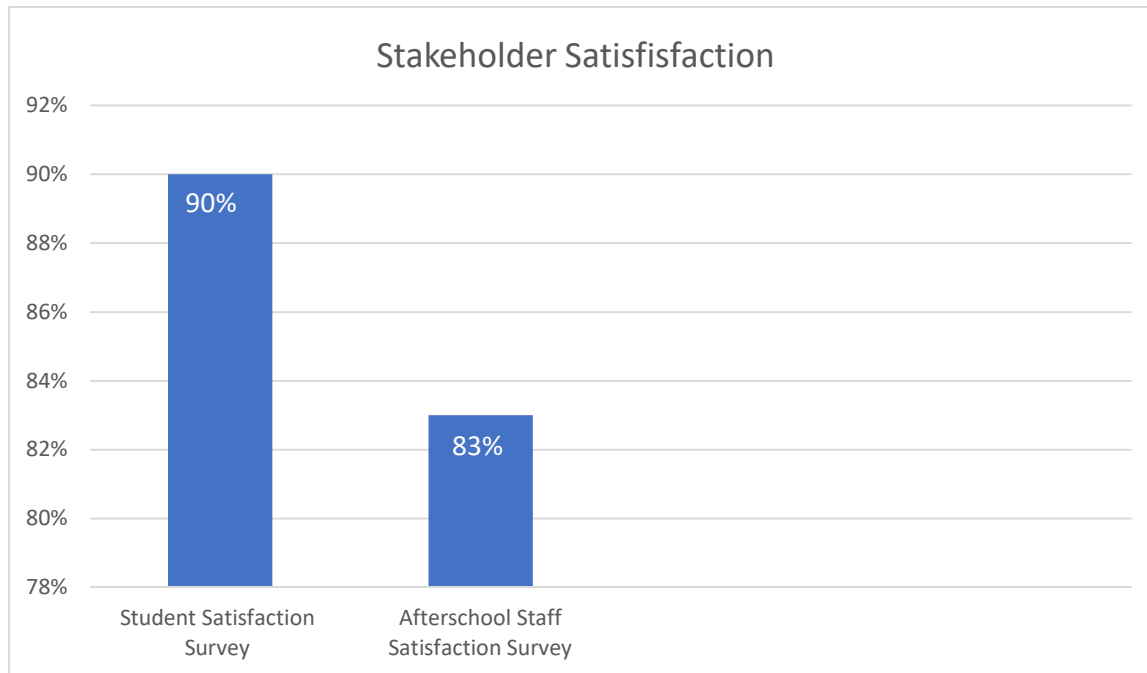


### PART III EXECUTIVE SUMMARY OF KEY FINDINGS

The objectives (**PPOs**) to be measured are established by the grant application submitted to the Ohio Department of Education. “**Performance Measures**” (**PMs, see Appendix K**) are subsets of the 21<sup>st</sup> Century objectives listed above. An evaluation plan was formed by the program leadership and the external evaluator at the beginning of the year to measure the programs’ impact.

**Evaluation Question:** What is the level of stakeholder satisfaction?

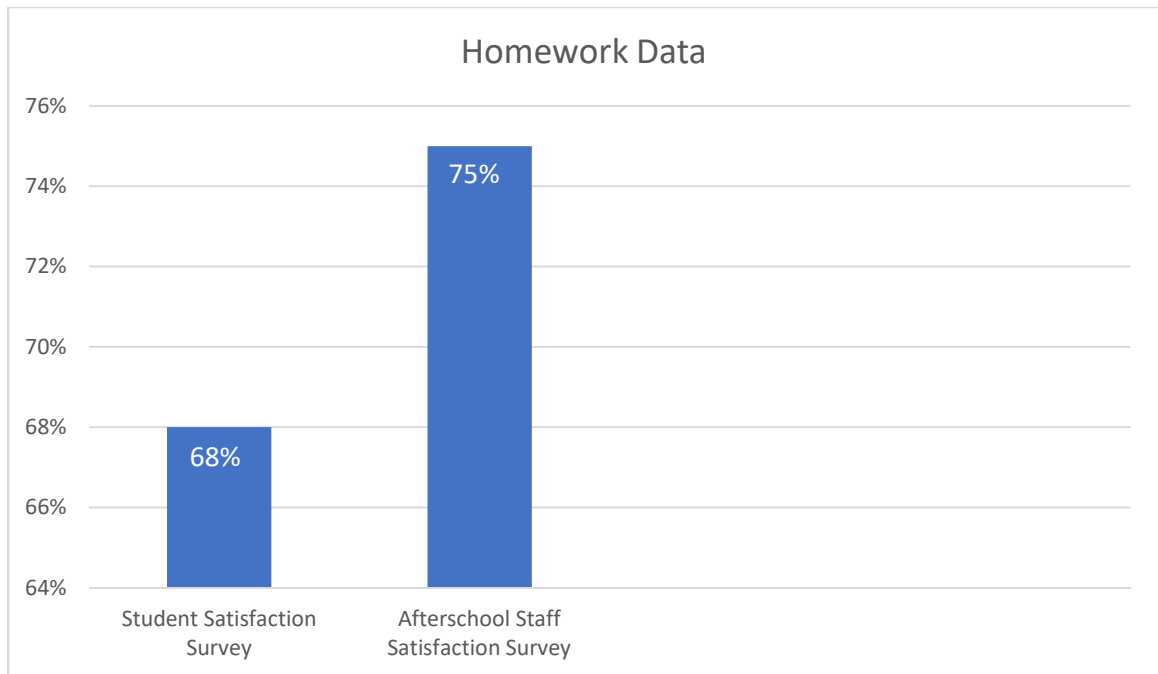


***“With this program, they (students) know they are going to be able to keep up with the different courses, they are taking as well as getting the opportunity for many enrichment activities they will take part in.” Classroom Teacher***

#### A. Academics

**Evaluation Question 1:** Have the homework assistance opportunities benefitted students?

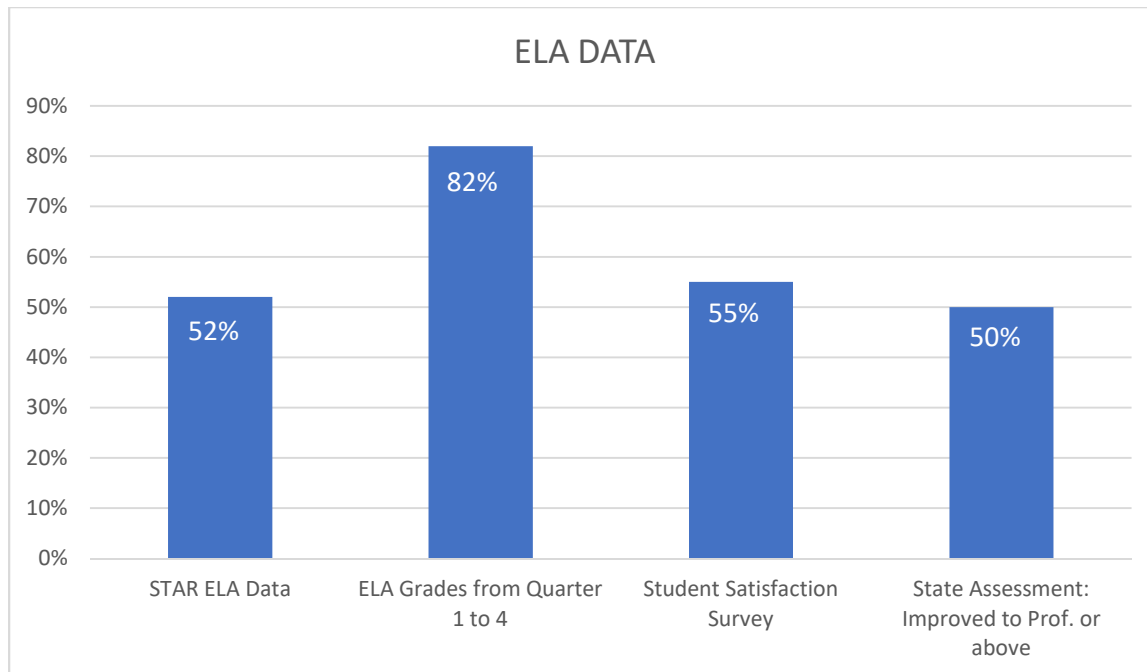
- **Youth Development PPO:** As of May 2023, teacher surveys will report 60% of the students who attend afterschool for 30 days or more will have satisfactory or above **homework completion**, class participation, and good behavior management rates for the school year. (No data submitted by day school teachers)



**Evaluation Question 2: What evidence is there to suggest the afterschool program is having an impact on students' reading outcomes?**

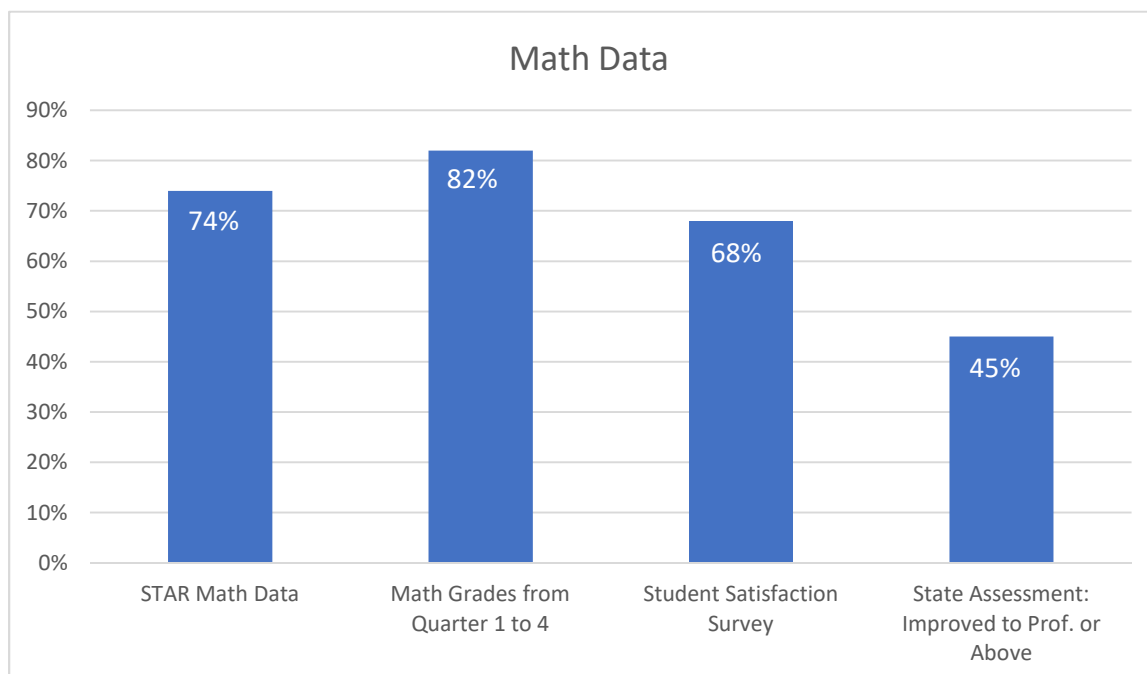
**Reading PPO:** By May 2023, 60% of targeted students who attend afterschool for 30 days or more will meet or exceed a Student Growth Percentile (SGP) on the STAR Reading Assessment. (IN PROGRESS). 52%

There is indication from ELA grades and Student Satisfaction Survey that ELA grades have met the evaluation standard. However, when using the data from MAP and State Assessments, the evaluation standard has not yet been achieved.



**Evaluation Question 3:** What evidence is there to suggest the afterschool program is having an impact on students' math outcomes?

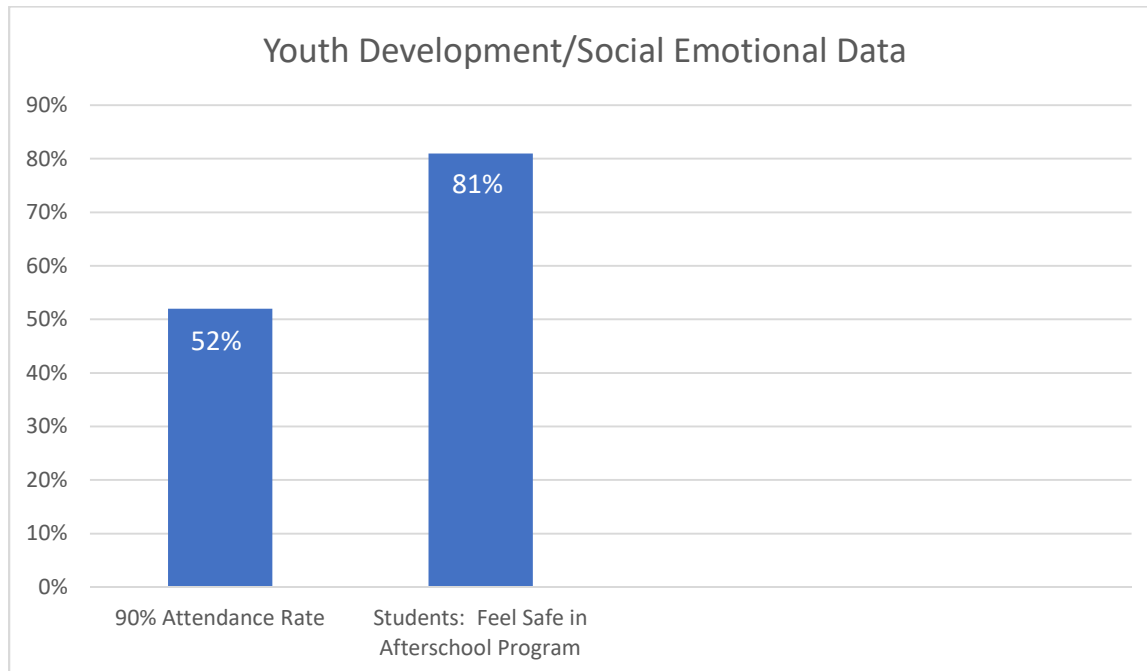
**Math PPO:** By May 2023, 60% of students who attend afterschool for 30 days or more will meet or exceed a Student Growth Percentile (SGP) on the STAR Math Assessment. **(ACHIEVED)**. 74%



**B. Positive Youth Development/Social-Emotional Wellness**

**Evaluation Question 4:** What impact have the youth development activities had on the social-emotional wellness of students?

- **Youth Development PPO3:** As of May 2023, 60% of students who attend afterschool for 30 days or more will achieve a school attendance rate of at least 90% for the school year (In Progress). 52%
- **Youth Development PPO4:** As of May 2023, 70% of targeted students who attend for 30 days or more will have satisfactory or above homework completion, class participation, and behavior management rates as reported by teachers. (Not Reported).



**C. Family Engagement**

**Evaluation Question 5:** What evidence is there to suggest that participation in afterschool parent engagement activities influence the parent's ability to support their child's education?

**Family Engagement PPO:** By May 2023, parents may engage in at least 3 opportunities relative to family well-being. 60% of parents who take part in parent engagement will report increasing their capabilities to support student well-being. (ACHIEVED). 3 opportunities were offered with 100% positive responses.

